

# Vambraces Pattern



Qcrafted.com

## Vambraces/ Gauntlets Pattern

Heavy leather armour to be worn on the gambeson or with padding. This is easy project and can be made with minimum amount of tools. You can easily make a pair in 3 hours. Strap and main body we made from 3.5mm thick veg-tan leather. Straps are 25mm/50cm, 25mm/45cm. This size is for tall person 185cm you might need to adjust the size to persons height. The wrist size is adjustable with straps

**When you print out the pattern you need only page 3-5 remember to do 100% scale or actual size on A4 Paper size. Use scale checker to check the measurements.**

For instruction you can watch our video on YouTube

<https://youtu.be/0AaTx4Z3z80>

More Patterns:

<https://qcrafted.com/>

### Disclaimer:

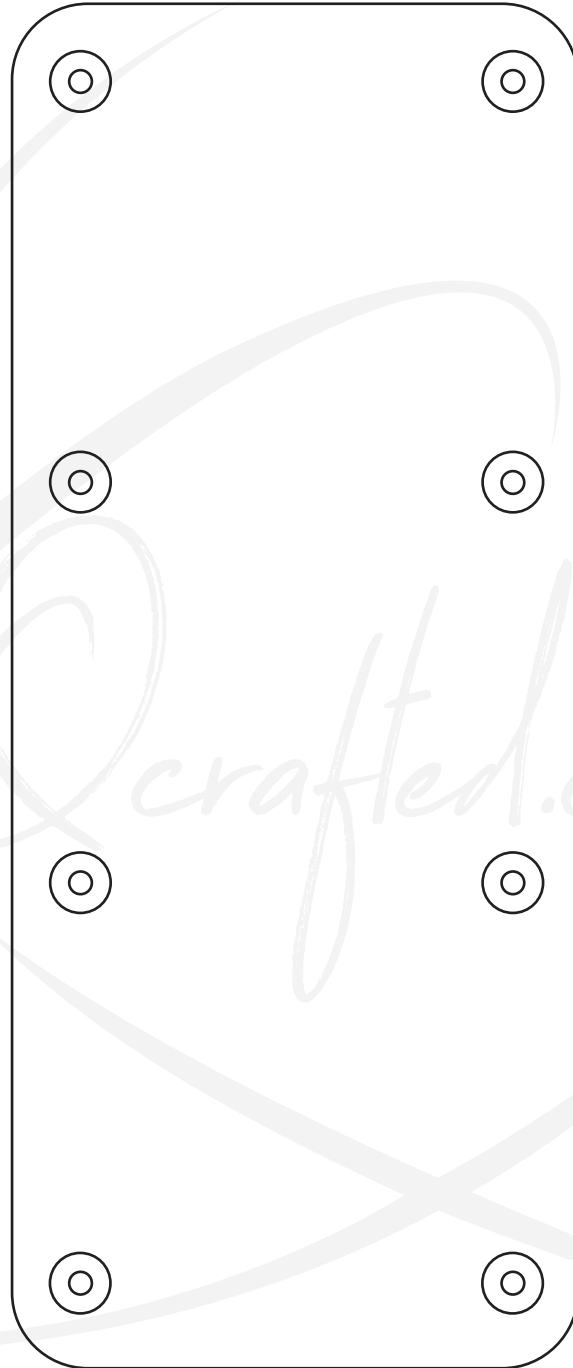

**While we strive to provide comprehensive and accurate video instructions along with our patterns, we cannot be held liable for any injuries or accidents that may occur during the crafting process. It is the responsibility of the individual to exercise caution and follow safety guidelines while using our patterns and instructional materials. Do not share or resale this pattern its for your own use.**

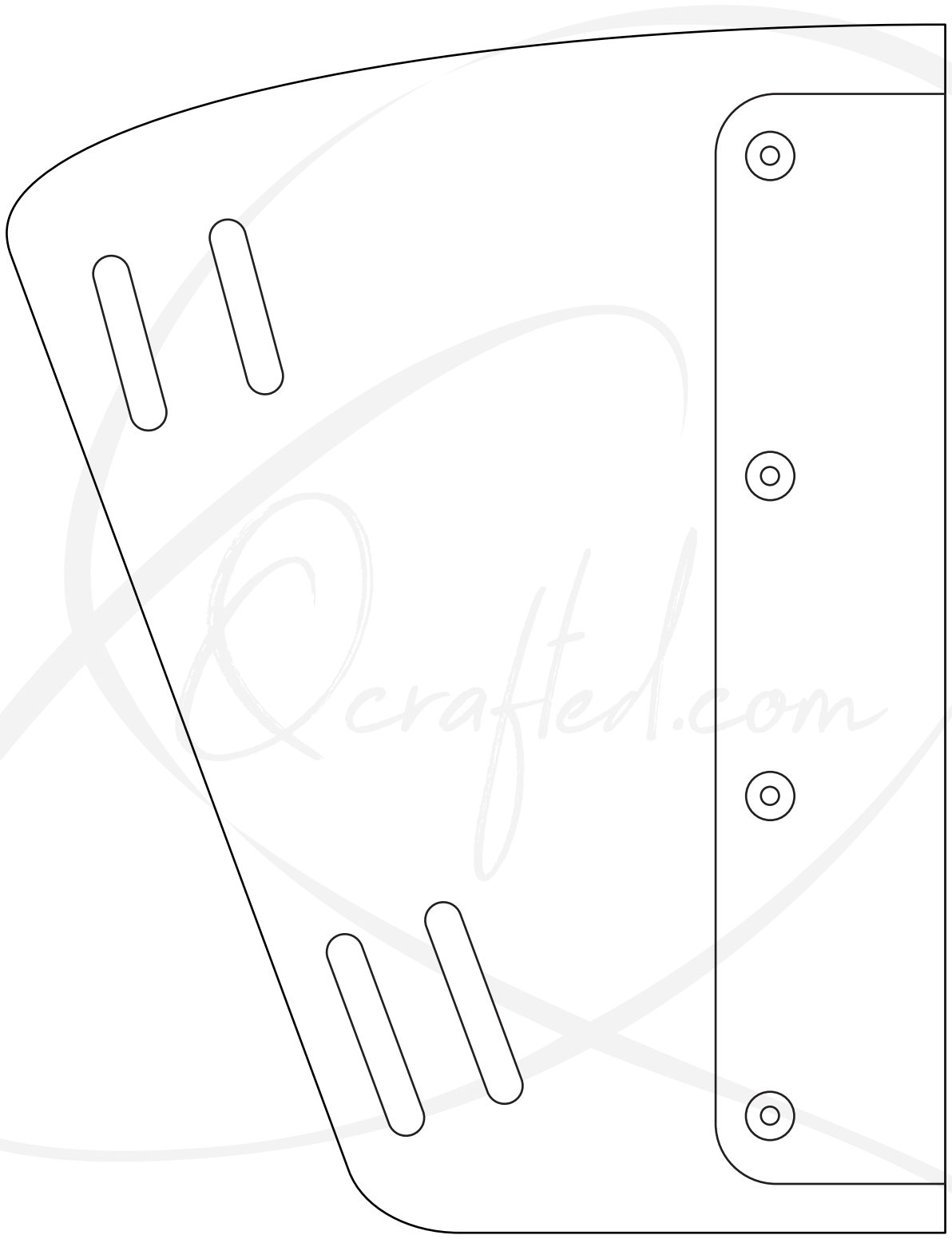
**Qcrafted.com Scale checker**

**1cm by 1cm**



**1" by 1"**





*Q*crafted.com

